

► EHD-E | MECHANICAL DETAILS & DRAWINGS

EHD-E | Mechanical Information Table

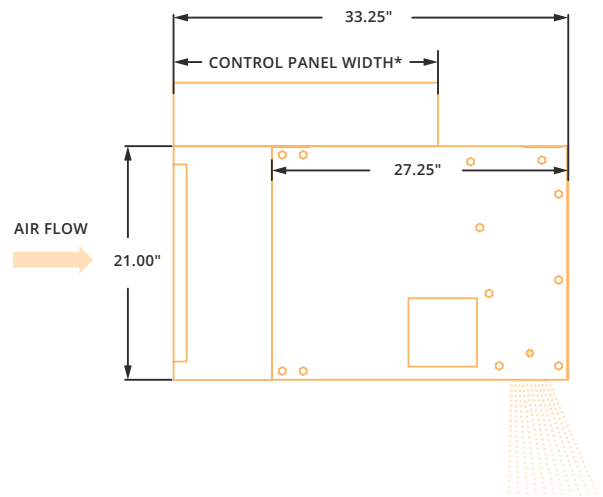
MODEL	Overall Width (in)	Nozzle Width (in)	Mounting Width Rear (in)	Mounting Width Top (in)
EHD-1-48E	51	48	49.5	47
EHD-1-60E	63	60	61.5	59
EHD-1-72E	75	72	73.5	71
EHD-2-96E	99.12	96.12	97.62	95.12
EHD-2-108E	111.12	108.12	109.62	107.12
EHD-2-120E	123.12	120.12	121.62	119.12
EHD-2-132E	135.12	132.12	133.62	131.12
EHD-2-144E	147.12	144.12	145.62	143.12
EHD-3-156E	159.24	156.24	157.74	155.24
EHD-3-168E	171.24	168.24	169.74	167.24
EHD-3-180E	183.24	180.24	181.74	179.24
EHD-3-192E	195.24	192.24	193.74	191.24
EHD-3-204E	207.24	204.24	205.74	203.24
EHD-3-216E	219.24	216.24	217.74	215.24
EHD-4-228E	231.36	228.36	229.86	227.36
EHD-4-240E	243.36	240.36	241.86	239.36



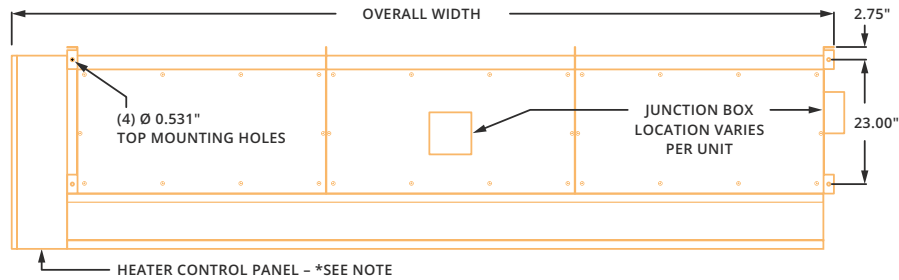
CONTROL PANEL NOTE

* Heater Control Panel dimensions vary per unit. In certain sizes, the control panel may increase the overall depth, width and/or height

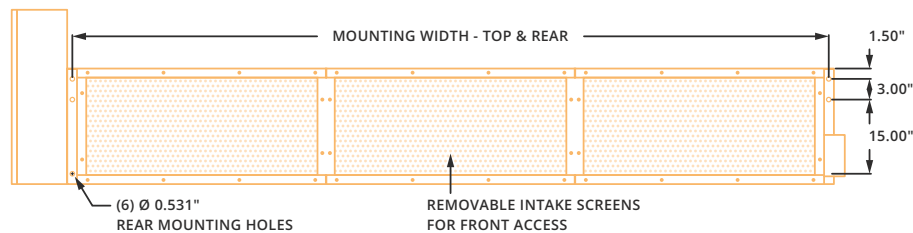
SIDE



TOP



FRONT



BOTTOM

