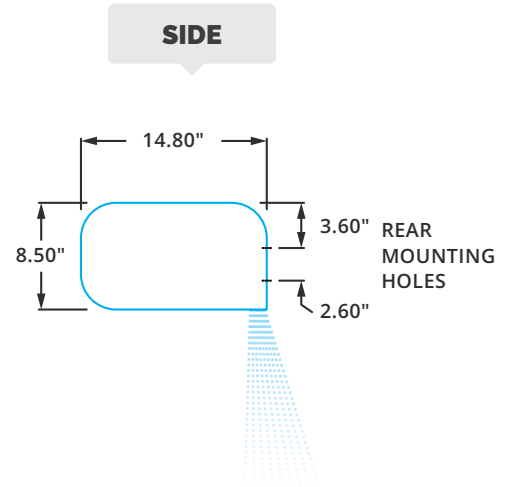


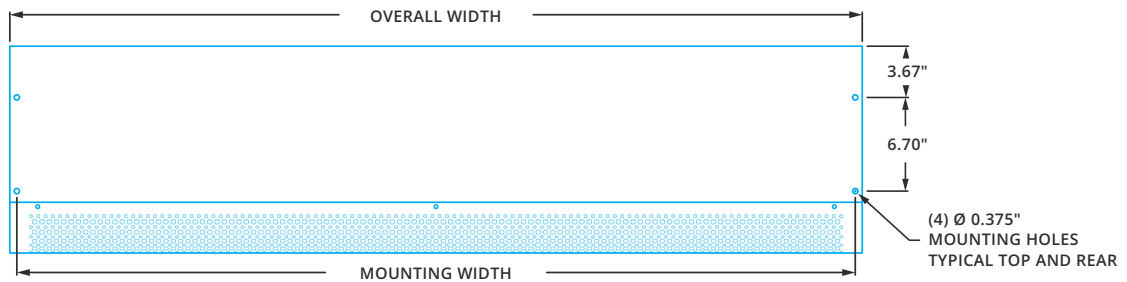
► EVE & EVE-E | MECHANICAL DETAILS & DRAWINGS

EVE & EVE-E | Mechanical Information Table


MODEL	Overall Width (in.)	Mounting Width (in.)	Nozzle Width (in.)
EVE-1-30 (E)	31	30	29
EVE-1-36 (E)	37	36	35
EVE-1-42 (E)	43	42	41
EVE-1-48 (E)	49	48	47
EVE-1-60 (E)	61	60	59
EVE-2-72 (E)	73	72	71
EVE-2-84 (E)	85	84	83
EVE-2-96 (E)	97	96	95
EVE-2-108 (E)	109	108	107
EVE-2-120 (E)	119	118	117



TOP



FRONT



BOTTOM

