



# Air Curtain Owner's Manual

Models:  
PTW & PTW-E



## IMPORTANT!

- 1. CHECK FOR DAMAGE:** When you receive your air curtain, immediately check for visible or concealed damage. Claims should be made immediately to the transportation company. Powered Aire will not be liable for damage claims submitted late.
- 2. LOCATE AND RETAIN THE SERIAL NUMBER:** The unit's serial number is necessary to request technical support, order replacement parts or to acquire a wiring diagram. The serial number is located on a silver sticker located on the right side end cap when facing the front of the air curtain.

For PARTS call: 724-985-4183

For TECHNICAL SUPPORT call: 724-985-4186

For GENERAL INFORMATION call: 1-888-321-2473



- Trained and experienced mechanic required for installation.
- Electrician required for installing optional door switch.

- Indoor installation at drive and pass thru windows with a maximum window height of 42" and maximum window width of 24".
- 20 gauge 304 stainless steel outer case with a number three finish.
- UL and CSA approved Class H shaded pole 107 Watt motor with auto-reset thermal protection.
- Unit mounted variable speed dial.\*
- 8' 120 volt power cord plugs into standard 15 amp receptacle.
- Swivel mounting brackets allow for rear or top mounting and also allow for adjustment of the discharge angle.
- Easy installation.

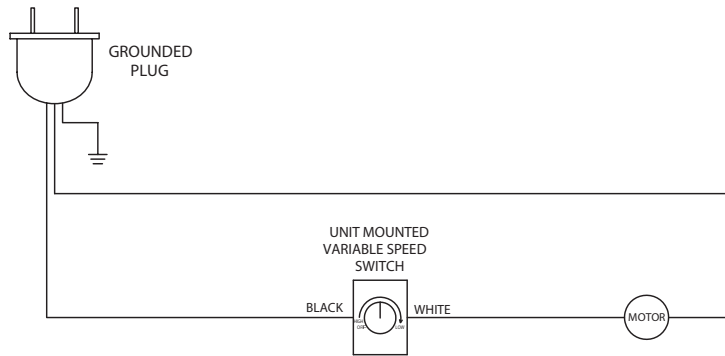
\* Unit mounted variable speed dial with FAN ON/OFF.

Model	UNHEATED	PTW-24
Avg. velocity at nozzle on highest speed (FPM)		1653
Air flow rate at nozzle on highest speed (CFM)		363
Motor power (Watts)		107
Amp draw		1.7
Weight (lbs.)		13
Sound level (Measured 10' away from unit in a free field on highest speed)		50 dba

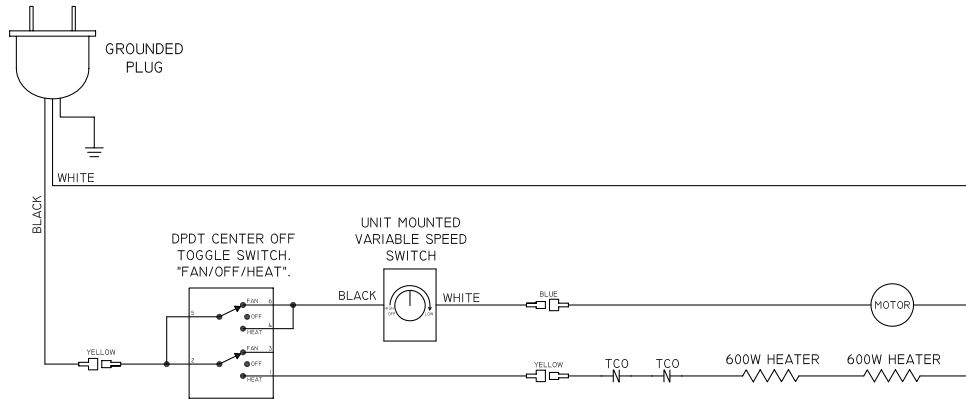
\* Unit mounted variable speed dial with FAN/OFF/HEAT rocker switch.

Model	ELECTRICALLY HEATED	PTW-24E
Avg. velocity at nozzle on highest speed (FPM)		1653
Air flow rate at nozzle on highest speed (CFM)		363
Motor power (Watts)		107
Electric heating capacity		1.2 kW
Temperature rise on highest speed		10.6° F
Amp draw		11.2
Weight (lbs.)		21
Sound level (Measured 10' away from unit in a free field on highest speed)		50 dba

## WIRING: MODEL PTW - UNHEATED

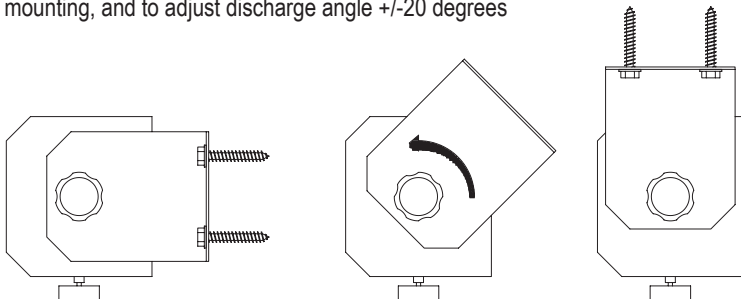


## WIRING: MODEL PTW-E - HEATED

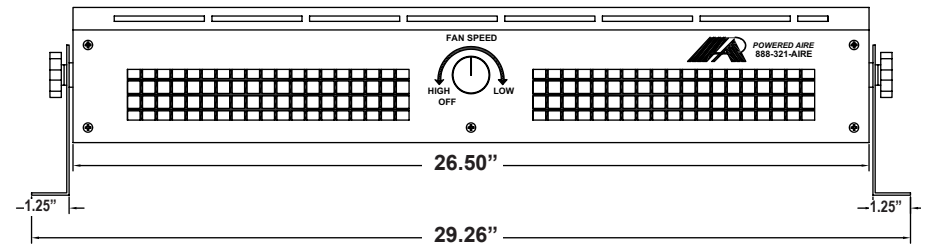
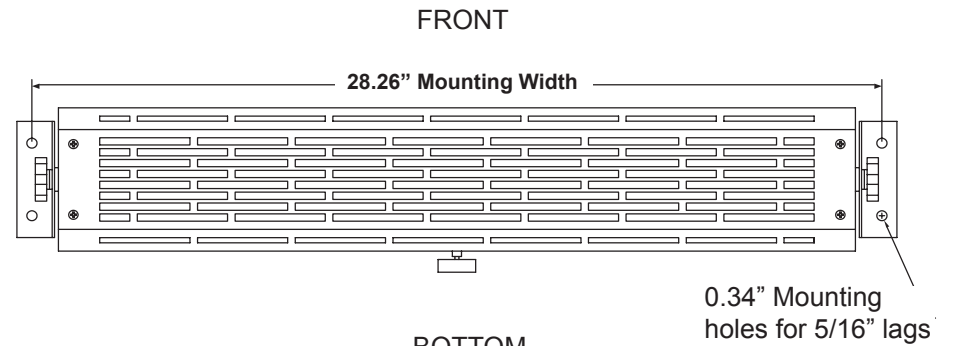
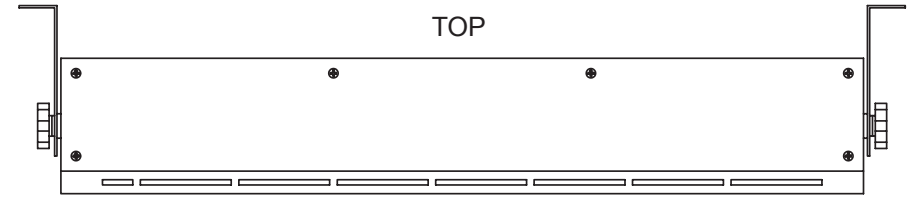
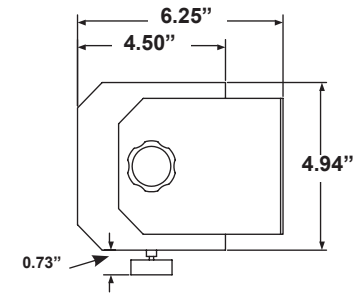


## INSTALLATION - Unheated and Heated

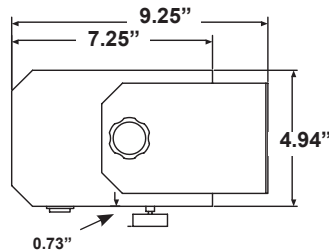
- Adjustable mounting brackets to accept four 5/16" lag bolts
- Mounting brackets connected to case with thumb screws to rotate brackets for top or rear mounting, and to adjust discharge angle +/-20 degrees



## MECHANICAL: MODEL PTW - UNHEATED



## MECHANICAL: MODEL PTW-E - HEATED



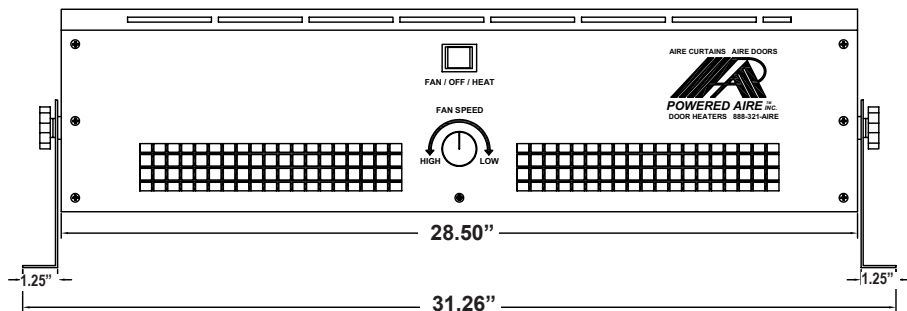
TOP

FRONT

30.26" Mounting Width

0.34" Mounting holes for 5/16" lags

BOTTOM



## MAINTENANCE

\*Before any internal maintenance is performed be sure all power to unit is disconnected and locked out.

- Periodically clean air intake. The interval in between cleanings will vary per location depending on the amount of particles in the air. The holes in the intake must be free from obstructions to ensure that the blowers can get enough air to function properly.

- Periodically do a visual inspection on the unit to ensure that the unit is not damaged and is operating properly with the motor spinning.

\*Note that the air curtain blowers are direct drive so there are no belts to maintain, and that motor is permanently lubricated so there are no fittings that need greased.

## TROUBLESHOOTING

\* REPAIRS SHOULD BE PERFORMED BY A MECHANIC / ELECTRICIAN

SYMPTOMS	POSSIBLE CAUSES	CHECK/REMEDIES
NON-OPERATIONAL	Main circuit breaker or cord is unplugged.	Move switch to ON position or plug cord in.
	Loose electrical connection.	Check / tighten connection.
MINIMAL / NO AIR	Intake clogged.	Clean air intake.
	Air intake restricted.	Remove obstruction or move air curtain.
	Air discharge inadequate.	Obstructions in discharge path (i.e. door headers, automatic door openers, etc.) Move air curtain.
	Air discharge deflecting into wall.	For every 1 inch air curtain is mounted above the door header, air curtain should be moved away from the wall 1/4 inch.
	Negative air pressure.	Equalize building pressure.
EXCESSIVE BLOWER NOISE/ VIBRATION	Blower wheel dirty	Remove and clean.
	Damaged blower wheel or unbalanced wheel	Repair or replace.
	Motor being worn	Replace motor.
ELECTRIC CONTROLS NOT FUNCTIONING	Switch in OFF position.	Move switch to ON position.
	Faulty switch.	Repair or replace.

## LIMITED WARRANTY

**Scope of Warranty:** Powered Aire's products are warranted against defects in Powered Aire workmanship and materials. Powered Aire Inc. and its employees are committed to providing our customers with the best designed and manufactured Air Curtains / Door Heaters. We welcome comments and questions regarding our products. Please contact us at Powered Aire Inc. Phone: 724-588-3305.

**Warranty Period:** Powered Aire unheated air curtains are warranted for 60 months from the date of shipment. All other Powered Aire heated air curtains are warranted for 24 months from the date of shipment. All warranty claims must be submitted to Powered Aire prior to the expiration date of the warranty period. All warranties cover parts only. If Powered Aire does not supply the controls for the air curtain, the unit will not be warranted.

**Procedure to Receive Warranty Service:** Customer should take or ship prepaid the Powered Aire product requiring warranty service to Powered Aire. Contact the Home Office for authorization number. Include an explanation of the defect or problem, a description of the way in which the Powered Aire product is used, and your name, telephone number and address. Tag shipment with authorization number. **Repair by Other than Powered Aire:** Customers who are unable to take or ship the Powered Aire product to the factory, should contact the home office. A repair by anyone other than Powered Aire authorized personnel must be approved in advance by Powered Aire. **Repairs Outside the Scope of Warranty:** Problems with Powered Aire products can be due to improper maintenance, faulty installation, non Powered Aire additions or modifications, or other problems not due to defects in Powered Aire workmanship or materials. If the authorized Powered Aire Service Company determines that the problem with a Powered Aire product is not due to defects in Powered Aire workmanship or materials, then the customer will be responsible for the cost of any necessary repairs. Customers not satisfied with a determination that a problem is outside of warranty coverage should contact the Powered Aire Home Office. **Repairs or Replacement Within the Scope of the Warranty:** If a Powered Aire product is defective due to Powered Aire workmanship or materials and the defect occurs during the warranty period, then Powered Aire will either repair the product or replace it with a new one, whichever Powered Aire believes to be appropriate under the circumstances. Powered Aire is not responsible for the removal and shipping of the Powered Aire product to the home office, the reinstallation of Powered Aire product upon its return to the customer, or any incidental or consequential damages resulting from the defect, removal, reinstallation, shipment or otherwise.

**Intended Use:** Powered Aire products are designed for industrial / commercial applications.

**Product Specifications:** All product specifications, applications and other information provided in Powered Aire's catalog and publications are subject to correction and change without notice and should be confirmed by the Home Office. **Extended Warranties:** Extended warranties are available. They will be negotiated individually. Extended warranties are subject to the terms and procedures of this Limited Warranty and Service Policy as modified by the additional terms of the extended warranty. **No Other Warranties and Liability Limitation:** This Limited Warranty represents Powered Aire's sole and exclusive warranty obligation with respect to Powered Aire products. Powered Aire's liability to customer or any other person shall not exceed the Powered Aire's sales price of the applicable Powered Aire Product. Powered Aire disclaims all other expenses and implied warranties including the implied warranties of fitness for a particular purpose and merchantability.



**MADE IN AMERICA**

**109 Mortensen Rd., Greenville, PA 16125**  
**Phone: 724-588-3305 Toll-Free: 1-888-321-2473**  
**[www.poweredaire.com](http://www.poweredaire.com)**