

► TFD-E | MECHANICAL DETAILS & DRAWINGS

TFD-E | Mechanical Information Table

MODEL	Overall Width* (in.)	Nozzle Width (in.)	Mounting Width Rear and Top (in.)
TFD-1-36E	39	36	37.5
TFD-1-48E	51	48	49.5
TFD-1-60E	63	60	61.5
TFD-2-72E	75.07	72.07	73.57
TFD-2-84E	87.07	84.07	85.57
TFD-2-96E	99.07	96.07	97.57
TFD-2-108E	111.07	108.07	109.57
TFD-3-108E	111.15	108.15	109.65
TFD-3-120E	123.15	120.15	121.65
TFD-3-132E	135.15	132.15	133.65
TFD-4-144E	147.22	144.22	145.72
TFD-4-156E	159.22	156.22	157.72
TFD-4-168E	171.22	168.22	169.72

*Overall width will vary due to added width of control panel, which is custom per unit

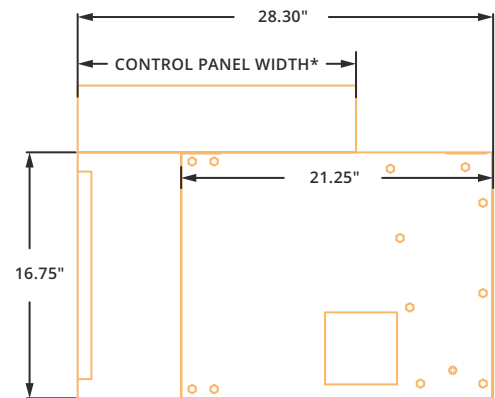


CONTROL PANEL NOTE

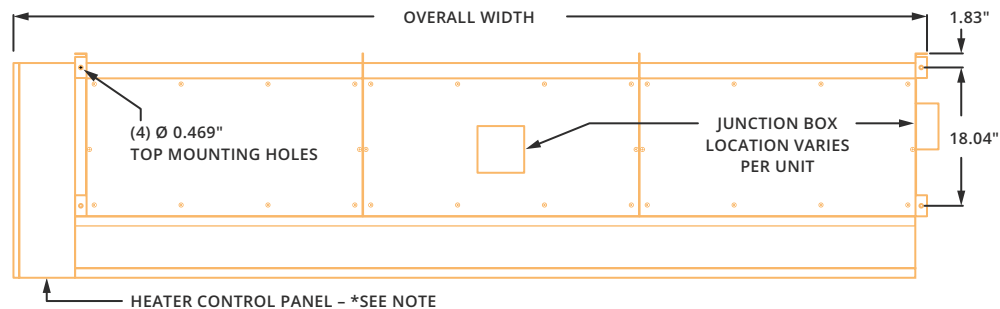
* Heater Control Panel dimensions vary per unit. In certain sizes, the control panel may increase the overall depth, width and/or height

SIDE

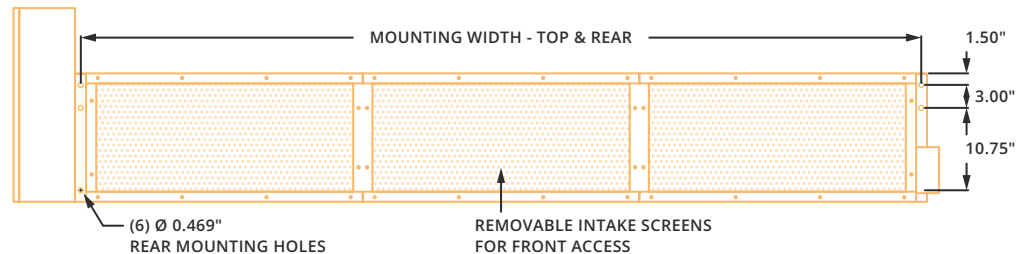
AIR FLOW



TOP



FRONT



BOTTOM

