



Air Curtain Owner's Manual

Models:
CHS, THS, ECE-HW & ST, ETA-HW & ST
Hot Water and Steam Heated



IMPORTANT!

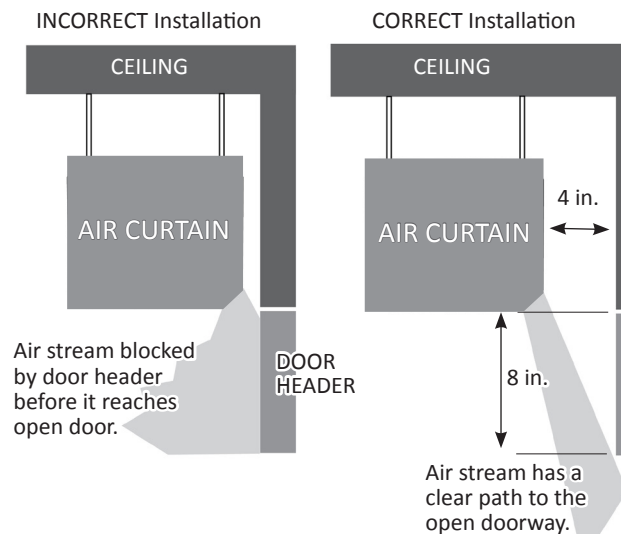
1. **CHECK FOR DAMAGE:** When you receive your air curtain, immediately check for visible or concealed damage. Claims should be made immediately to the transportation company. Powered Aire will not be liable for damage claims submitted late.

LOCATE AND RETAIN THE SERIAL NUMBER: The unit's serial number is necessary to request technical support, order replacement parts or to acquire a wiring diagram. The serial number is located on a silver sticker located on the right side end cap when facing the front of the air curtain.

For PARTS, TECHNICAL SUPPORT, or
GENERAL INFORMATION call: 1-888-321-2473

INSTALLATION NOTE

The bottom of the air curtain should be flush with the top of the opening if possible. If not and the air curtain has to be raised, the following applies: For every one inch the bottom of the air curtain is mounted above the door header, the back side of the air curtain should be moved away from the wall ½ inch.



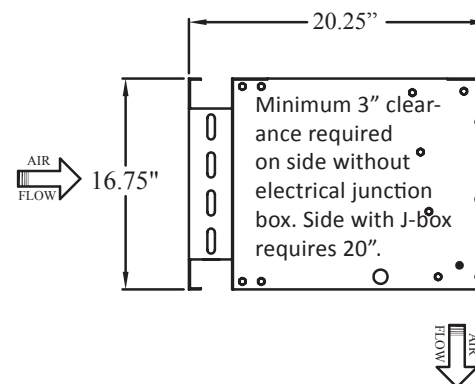
CLEARANCES

TOP

2" Top clearance required if maintenance access is from the front or bottom. If maintenance is from the top, 30" clearance is required.

FRONT

12" Front clearance required if maintenance access is from the top or bottom. If maintenance is from the front, 30" clearance is required.

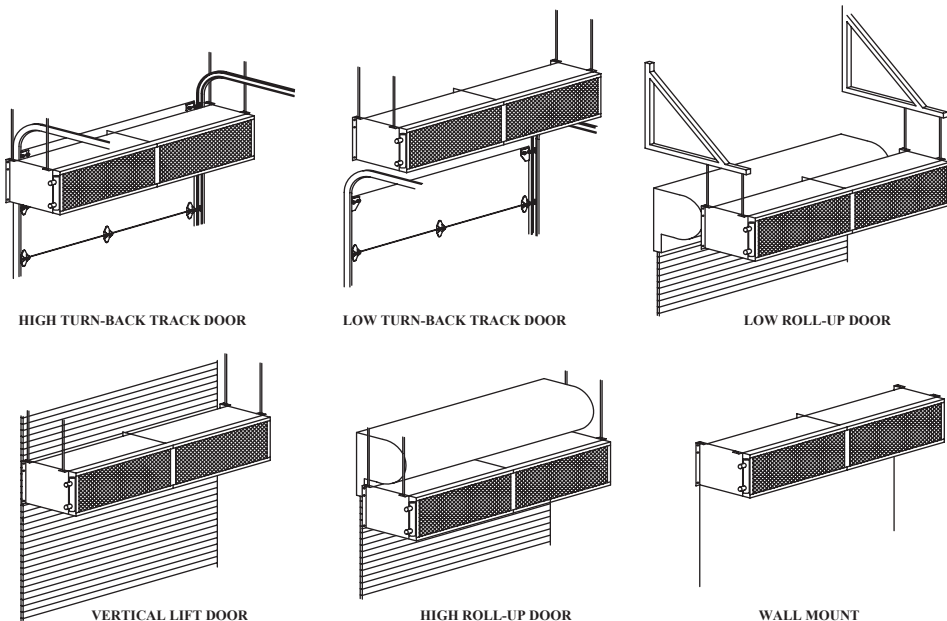


BACK

BOTTOM

2" Bottom clearance required if maintenance access is from the front or top. If maintenance is from the bottom, 30" clearance is required. (DISCHARGE CANNOT BE BLOCKED)

INSTALLATION OPTIONS



TOP MOUNT- Unit has four $1\frac{5}{32}$ inch holes for installing one end of $\frac{3}{16}$ " threaded rods. The other ends of the threaded rods can be attached to the ceiling. Washers and lock washers or locknuts are recommended. Mounting structure should be of sufficient strength to hold aire curtain, and hardware (supplied by others) should be of sufficient strength and quality to support the unit safely.

WALL MOUNT - Rear flanges of aire curtain have six holes, for six $\frac{3}{16}$ inch bolts or lags with washers. When wall mounting use all six holes.

NOTES

- Trained and experienced mechanic / electrician required.
- Warning: Risk of electrical shock, can cause injury or death: Disconnect all remote electrical supplies before servicing.
- Electrical Installation: Units must be field wired in accordance with all applicable local, state, provincial and national laws, including wire size and materials.

LIMITED WARRANTY

Scope of Warranty: Powered Aire's products are warranted against defects in Powered Aire workmanship and materials. Powered Aire Inc. and its employees are committed to providing our customers with the best designed and manufactured Air Curtains / Door Heaters. We welcome comments and questions regarding our products. Please contact us at Powered Aire Inc. Phone: 724-588-3305.

Warranty Period: Powered Aire unheated air curtains are warranted for 60 months from the date of shipment. All other Powered Aire heated air curtains are warranted for 24 months from the date of shipment. All warranty claims must be submitted to Powered Aire prior to the expiration date of the warranty period. All warranties cover parts only. If Powered Aire does not supply the controls for the air curtain, the unit will not be warranted.

Procedure to Receive Warranty Service: Customer should take or ship prepaid the Powered Aire product requiring warranty service to Powered Aire. Contact the Home Office for authorization number. Include an explanation of the defect or problem, a description of the way in which the Powered Aire product is used, and your name, telephone number and address. Tag shipment with authorization number. Repair by Other than Powered Aire: Customers who are unable to take or ship the Powered Aire product to the factory, should contact the home office. A repair by anyone other than Powered Aire authorized personnel must be approved in advance by Powered Aire. Repairs Outside the Scope of Warranty: Problems with Powered Aire products can be due to improper maintenance, faulty installation, non Powered Aire additions or modifications, or other problems not due to defects in Powered Aire workmanship or materials. If the authorized Powered Aire Service Company determines that the problem with a Powered Aire product is not due to defects in Powered Aire workmanship or materials, then the customer will be responsible for the cost of any necessary repairs. Customers not satisfied with a determination that a problem is outside of warranty coverage should contact the Powered Aire Home Office. Repairs or Replacement Within the Scope of the Warranty: If a Powered Aire product is defective due to Powered Aire workmanship or materials and the defect occurs during the warranty period, then Powered Aire will either repair the product or replace it with a new one, whichever Powered Aire believes to be appropriate under the circumstances. Powered Aire is not responsible for the removal and shipping of the Powered Aire product to the home office, the reinstallation of Powered Aire product upon its return to the customer, or any incidental or consequential damages resulting from the defect, removal, reinstallation, shipment or otherwise.

Intended Use: Powered Aire products are designed for industrial / commercial applications.

Product Specifications: All product specifications, applications and other information provided in Powered Aire's catalog and publications are subject to correction and change without notice and should be confirmed by the Home Office. Extended Warranties: Extended warranties are available. They will be negotiated individually. Extended warranties are subject to the terms and procedures of this Limited Warranty and Service Policy as modified by the additional terms of the extended warranty. No Other Warranties and Liability Limitation: This Limited Warranty represents Powered Aire's sole and exclusive warranty obligation with respect to Powered Aire products. Powered Aire's liability to customer or any other person shall not exceed the Powered Aire's sales price of the applicable Powered Aire Product. Powered Aire disclaims all other expenses and implied warranties including the implied warranties of fitness for a particular purpose and merchantability.

109 Mortensen Rd., Greenville, PA 16125

Phone: 724-588-3305 Toll-Free: 1-888-321-2473

www.poweredaire.com